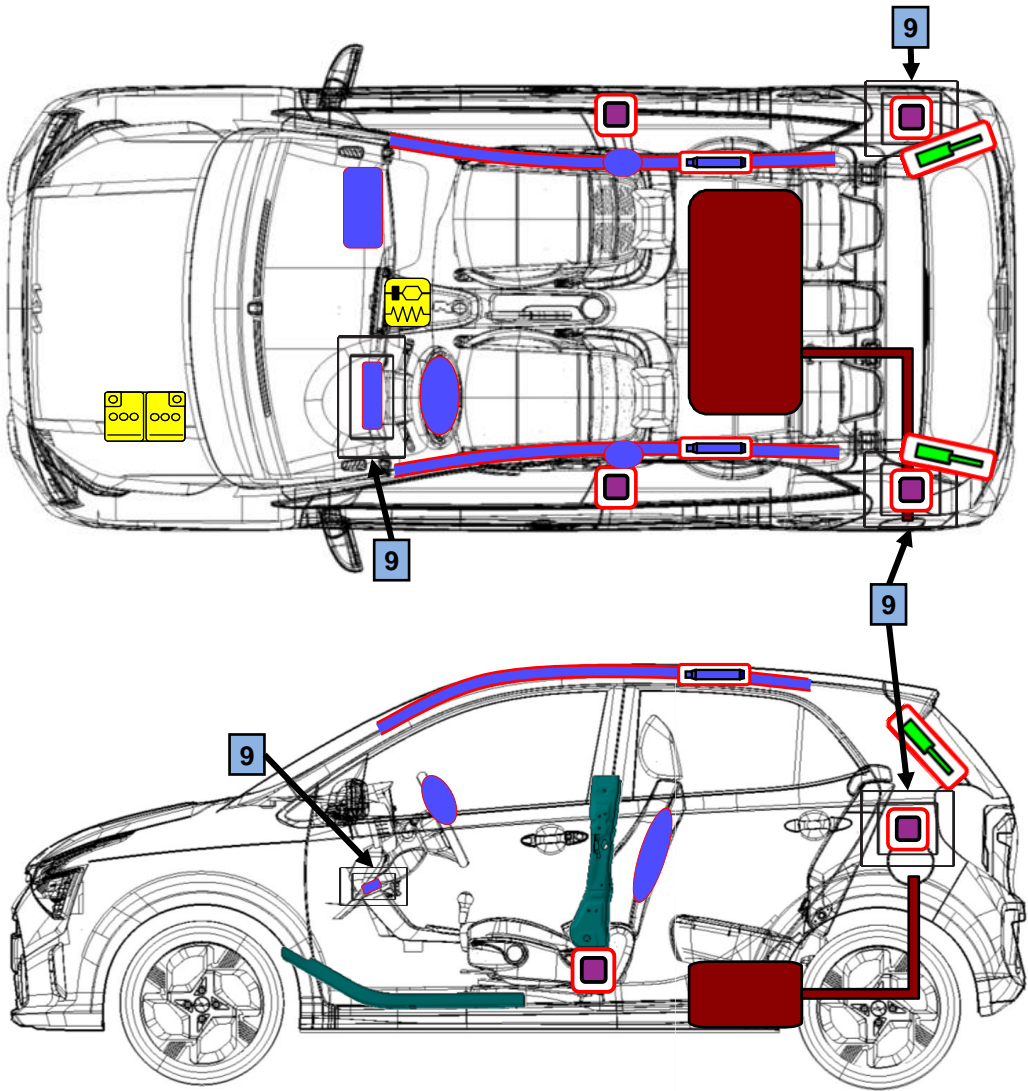





**KIA Picanto**  
Hatchback, 5 door  
From September 2023



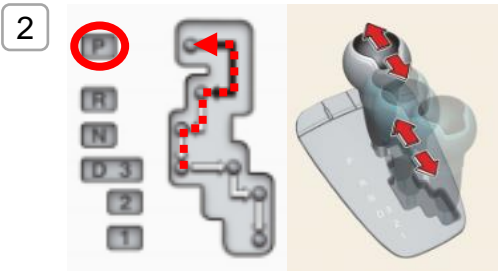
	Airbag		Stored gas inflator		Seat belt pretensioner		SRS control unit		Fuel tank
	Battery low-voltage		Gas strut / Preloaded spring		High strength zone		Zone requiring special attention		

# 1. Identification / recognition



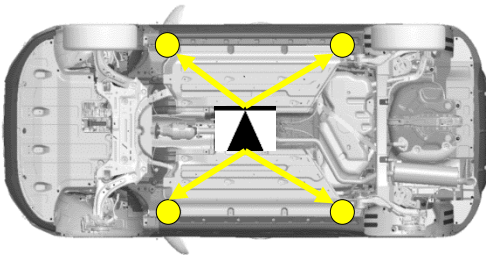
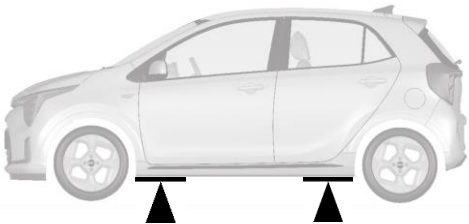
# 2. Immobilisation / stabilisation / lifting

Immobilization:



If automatic transmission: move shift lever to parking position (P)

Lifting points under the vehicle:



# 3. Disable direct hazards / safety regulations


Low Voltage 12V battery:



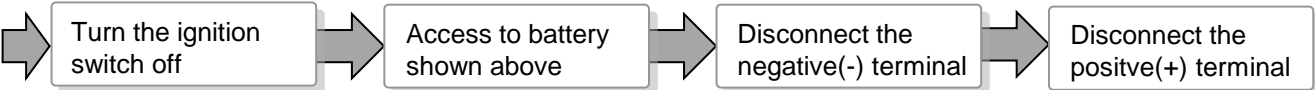
Pull the release lever to unlatch the hood.



Raise the hood slightly, push the secondary latch up (1) inside of the hood center and lift the hood (2)

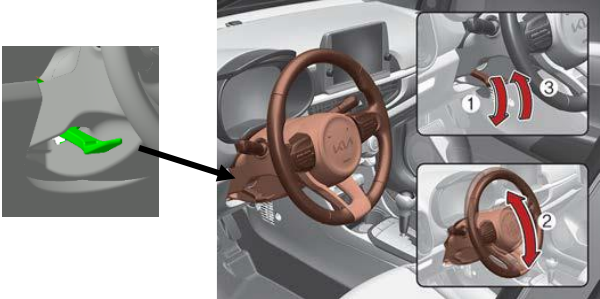


Disabling:

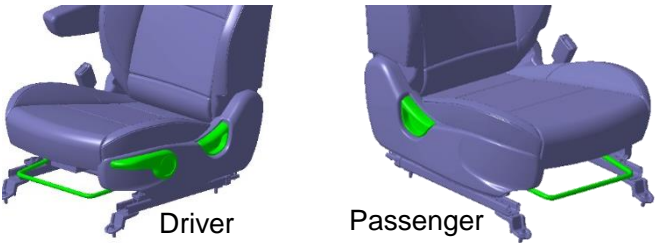


4. Access to the occupants

Steering column adjustment:



Seat adjustment:




Glass:



①	Laminated
②,③,④	Tempered

Vehicle body:



5. Stored energy / liquids / gases / solids

		35l	
		12V	R-134a 400g
			R-1234yf 400g



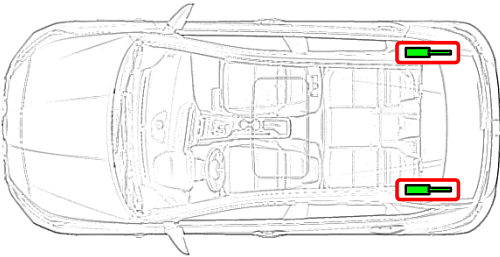
WHEN COOLANT LEAKS FROM THE BATTERY PACK, IT CAN BECOME UNSTABLE WITH RISK OF THERMAL RUNAWAY. CHECK BATTERY PACK TEMPERATURE WITH THERMAL IMAGING CAMERA

6. In case of fire

**BATTERY RE-IGNITION!**


**Gas strut!**

Risk of missile effect of hood and tailgate.






7. In case of submersion

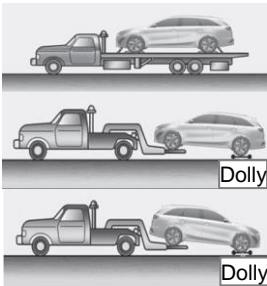


Do not touch any of the 12V components or cables, as doing so poses an electrocution hazard. Work on the vehicle only after the vehicle has been pulled out of the water.




8. Towing / transportation / storage

OK

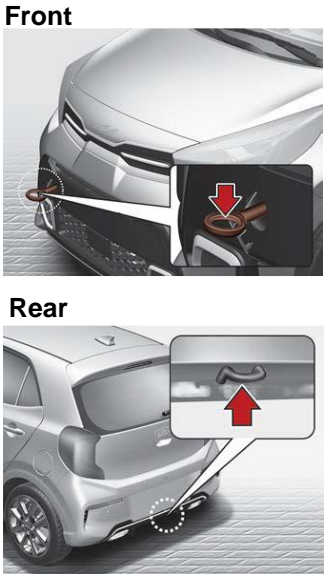


Notice: The use of wheel dollies or flatbed is recommended. Use a wheel lift or flatbed equipment.

Not OK




Notice : Do not tow with sling-type equipment (1). Do not tow the vehicle with the front wheels on the ground as this may cause damage to the vehicle (2).



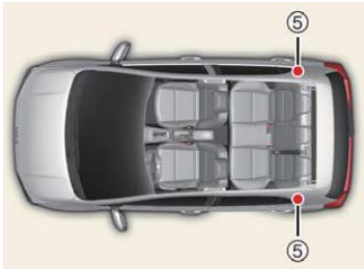
Towing hook is located in the tool case in the tailgate

9. Important additional informations













Optional equipped with Driver Knee Airbag



Optional equipped with Rear retractor pre-tensioner



10. Explanation of pictograms used

	Gasoline vehicle		Fuel tank content gasoline/ethanol		Air-conditioning component
	Corrosives		Hazardous to the human health		General warning sign
	Explosive		Acute toxicity		Flammable
	Use thermal Infrared camera		Bonnet		Environmental hazard